

ICAOA BASKETBALL MEETING; OCT. 17, 2022

RULE 2-14 SHOT CLOCK; IAHSAA/IGHSAU GUIDELINES



Misc

IAHSAA Clinic; Monday, Oct 24 @ Williamsburg HS. 6:30

ICCAC Mtg; Thursday, Oct 27 @ Liberty HS. 6:45 w/ Ted Wernimont (Rules 1-3) & Officiating Basics

PRESENTERS

- **DAVE CUSICK**
 - **HIGH SCHOOL AND COLLEGE BASKETBALL OFFICIAL**
 - **OFFICIATING GUIDELINES AND DUTIES, PHYSICAL DISPLAYS, ADDITIONAL INFORMATION, SCRIMMAGE PROVISION**
- **TOMMY SCHORER**
 - **HIGH SCHOOL AND COLLEGE BASKETBALL OFFICIAL**
 - **CURRENT SHOT CLOCK OPERATOR – IOWA MEN'S BASKETBALL**
 - **STARTING/RESETTING THE SHOT CLOCK, NO RESET, ALLOWING THE SHOT CLOCK TO RUN, TIMING MISTAKES**

AGENDA

Officiating guidelines

Officiating duties

Starting the shot clock

Resetting the shot clock

No shot clock reset

Allowing the shot clock to run

Timing mistakes

Physical displays

Additional information

Scrimmage provision

OFFICIATING GUIDELINES

Shot clocks shall be recessed and mounted behind each backboard

Alternate timing device shall be available when a visible shot clock malfunctions
Upon malfunction; shot clocks will be turned off and PA counts down the time remaining
No Penalty (Rule 1-15)

LED lights around the shot clock may be used, but shall ONLY be activated for shot-clock violations

Shot clock operator will be located at the scorer's table and should be separate from game clock operator

OFFICIATING DUTIES

Use the shot clock to administer the 10-second backcourt count, unless the shot clock is turned off, then use a silent, visible count

Use proper mechanic to indicate a shot clock violation

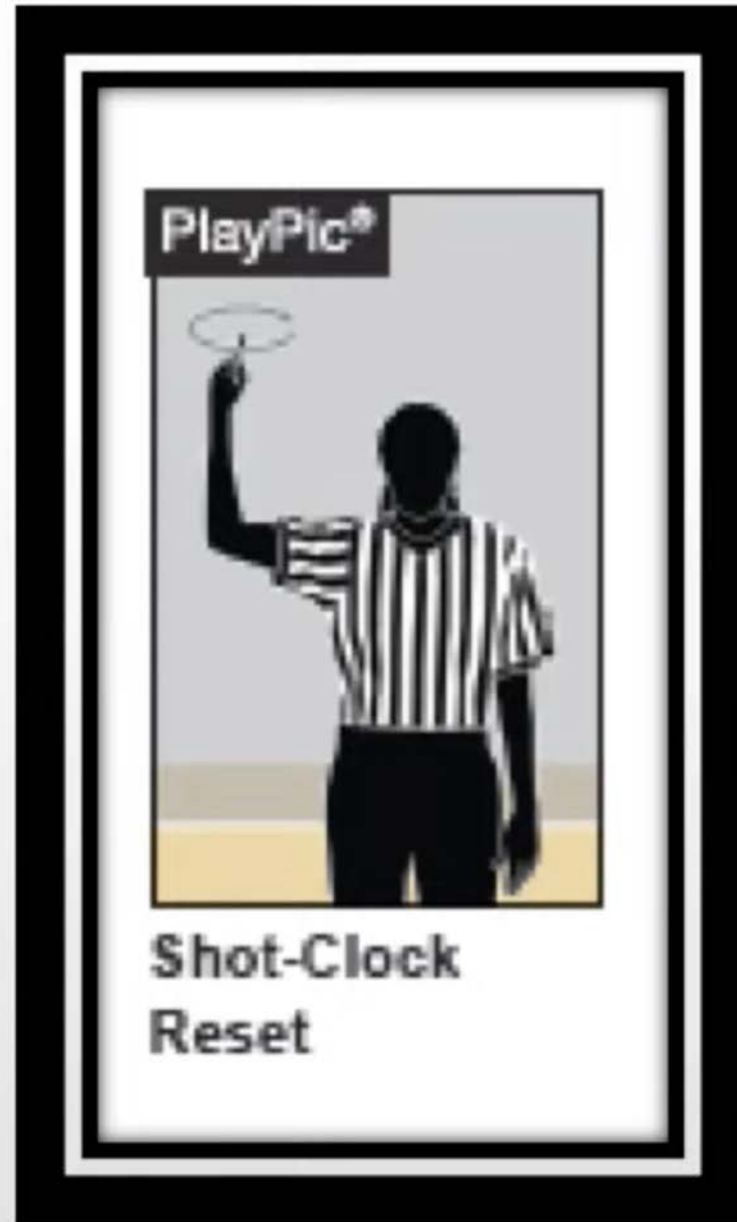
Tapping of the head followed by directional signal

Who should indicate a shot clock violation

Use proper mechanic to indicate a shot clock reset

Rolling motion of a pointed index finger above the head

OFFICIATING DUTIES; SHOT CLOCK RESET



OFFICIATING DUTIES; SHOT CLOCK VIOLATION



Stop Clock



Shot-Clock
Violation



Directional
Signal

STARTING THE SHOT CLOCK

A team gains possession on a:

- **Rebound**
- **Jump Ball**
- **Loose ball after a rebound or jump ball**

An official signals that an inbounds player touches the ball on a throw-in (legally)

RESETTNG THE SHOT CLOCK (1-2)



FULL RESET ON THE SHOT CLOCK WHEN (1/2)

- There is a change of possession with a new team in CONTROL.
- There is a single personal foul. (Play clock stops also)
- There is a single technical foul on the defensive team. (Play clock stops also)
- A try/tap (not a pass) hits the rim or flange then a team possesses the ball.



RESETTING THE SHOT CLOCK (2-2)



FULL RESET ON THE SHOT CLOCK WHEN (2/2)

- There is an advertent whistle with no team control at the time of the whistle. (Play clock stops also)
- If a held ball occurs and a change of team possession take place. (Play clock stops also)
- If a try/tap FAILS to hit the rim and is recovered by the opponent.
- When a try for goal lodges between the backboard and the basket support. (Play clock stops also)



NO SHOT CLOCK RESET (1-2)



NO RESET ON THE SHOT CLOCK WHEN (1/2)

- The offense retains possession after the following:
 - a held ball.
 - an out of bounds violation.
- There is an injured player for either team.
- There is a timeout called by either team, official, or media.



NO SHOT CLOCK RESET (2-2)



NO RESET ON THE SHOT CLOCK WHEN (2/2)

- A double foul occurs unless one of the fouls is a flagrant foul.
- There is a technical foul on the offensive team.
- There is an inadvertent whistle with team control.



Note: There are no technical fouls in High School where the offending team would keep the ball and have the remaining time on the shot clock.

ALLOW THE SHOT CLOCK TO RUN (1-2)



ALLOW THE SHOT CLOCK TO RUN

- During loose ball situations.
- During a try for goal.
- When a try for a goal is attempted... be patient to reset.
- When a field goal is attempted at the wrong basket.
- During a loose ball when the OFFENSE maintains possession.
- TURN OFF shot clock when there is reset situation and there is less than 35 seconds remaining on the game clock.



ALLOW THE SHOT CLOCK TO RUN (2-2)



ALLOW THE SHOT CLOCK TO CONTINUE TO RUN

- The defensive team touches the ball but does NOT gain CONTROL.
- A blocked try/tap is recovered by the OFFENSIVE team.
- A try/tap FAILS to hit the rim or flange and is recovered by the OFFENSIVE team.
- A try for a goal is attempted... be patient to reset.
- A field goal is attempted at the wrong basket.
- During a loose ball and the OFFENSE maintains possession.



TIMING MISTAKES

- **The officials shall make the final decision when there is doubt as to whether a score was made within the shot clock period or whether a try for goal contacted the ring or flange.**
- **When an obvious mistake by the shot-clock operator has occurred in failing to start, stop, or reset the shot clock, the mistake may be corrected in the shot clock period in which it occurred only when the official has definite information relative to the mistake and the time involved.**
- **To reset or not reset..... “If you don’t know, let it go”**

**EXPIRED
TIME**



DISPLAY TYPE 1



DISPLAY TYPE 2



LOUISIANA TECH VS NORTH TEXAS - 01.18.20 - 146 Plays

ANGLE



PLAY #

HALF

CLOCK

Home

Away

POSS

FOUL_VIOLATION

TEAM

PLAYER#

OFFICIALS

REVIEW IN

D ▾

146

2

00:04

50

51

NORTH TEXAS

GAME STO



IN

OUT

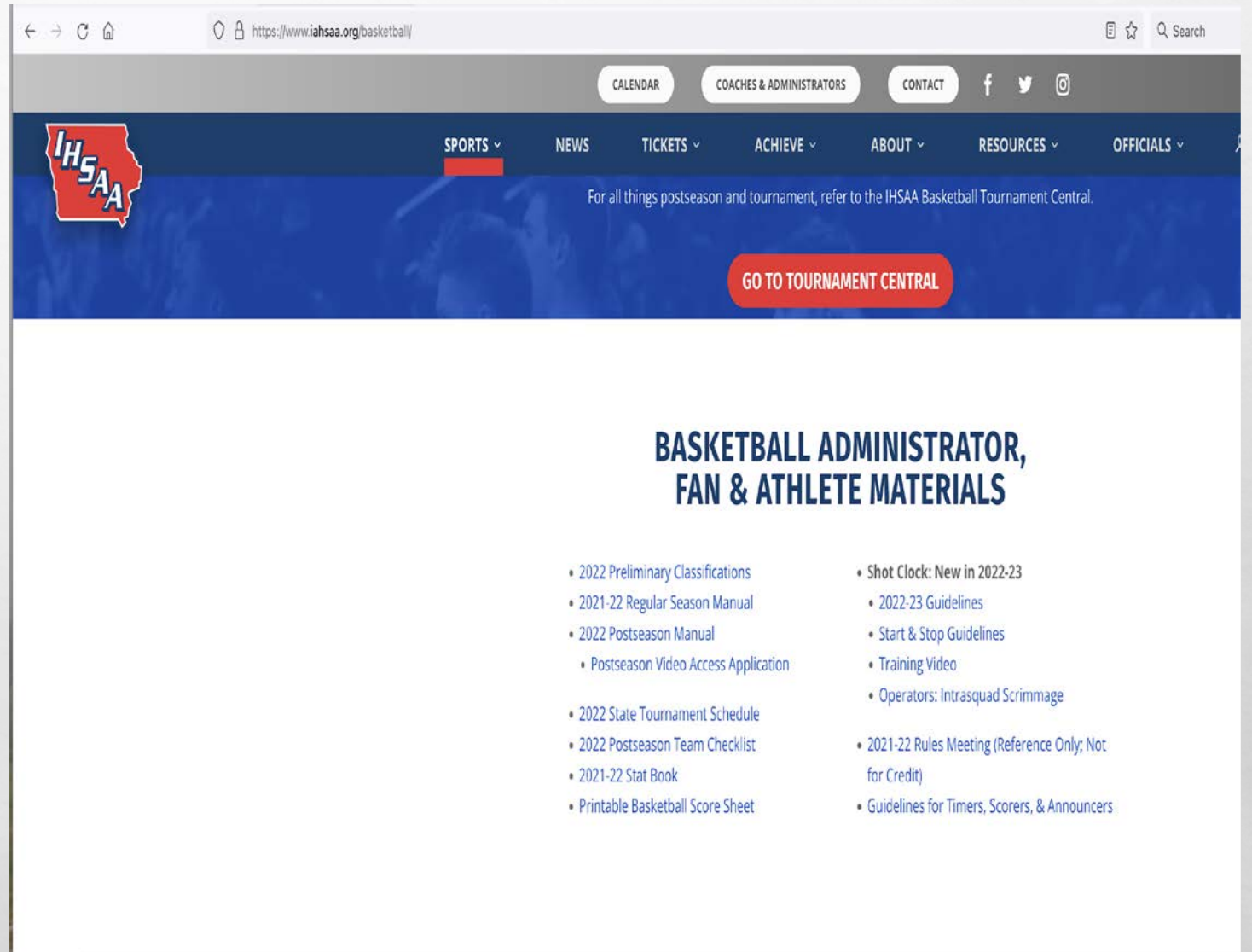
Reset

Clip

DVSPORT



ADDITIONAL INFO



The screenshot shows the IHSAA Basketball website. The browser address bar displays <https://www.iahsaa.org/basketball/>. The navigation bar includes links for CALENDAR, COACHES & ADMINISTRATORS, CONTACT, and social media icons for Facebook, Twitter, and Instagram. A secondary navigation bar features links for SPORTS (highlighted), NEWS, TICKETS, ACHIEVE, ABOUT, RESOURCES, and OFFICIALS. The IHSAA logo is on the left. A blue banner with a basketball game background contains the text "For all things postseason and tournament, refer to the IHSAA Basketball Tournament Central." and a red button labeled "GO TO TOURNAMENT CENTRAL". Below this, the heading "BASKETBALL ADMINISTRATOR, FAN & ATHLETE MATERIALS" is followed by two columns of links.



BASKETBALL ADMINISTRATOR, FAN & ATHLETE MATERIALS

- [2022 Preliminary Classifications](#)
- [2021-22 Regular Season Manual](#)
- [2022 Postseason Manual](#)
 - [Postseason Video Access Application](#)
- [2022 State Tournament Schedule](#)
- [2022 Postseason Team Checklist](#)
- [2021-22 Stat Book](#)
- [Printable Basketball Score Sheet](#)
- [Shot Clock: New in 2022-23](#)
 - [2022-23 Guidelines](#)
 - [Start & Stop Guidelines](#)
 - [Training Video](#)
 - [Operators: Intrasquad Scrimmage](#)
- [2021-22 Rules Meeting \(Reference Only; Not for Credit\)](#)
- [Guidelines for Timers, Scorers, & Announcers](#)

ADDITIONAL INFO

https://www.youtube.com/watch?v=K2F2D2p0pAM

Search




Iowa Girls High School Athletic Union
&
Iowa High School Athletic Association

BASKETBALL


SHOT CLOCK TRAINING

SEPTEMBER 2022



Shot Clock Training

339 views • Sep 23, 2022



Iowa Girls High School Athletic Union
14.9K subscribers

SHOW MORE

3 DISLIKE SHARE SAVE ...

SUBSCRIBE

SCRIMMAGE PROVISION

SHOT CLOCK – IHSAA 2022-23 INTRASQUAD SCRIMMAGE PROVISION

Shot Clock Operators Date to Allow Training for the 35 Second Shot Clock

This recommendation for the 2022-2023 season only to help with 35 second shot clock training.

INTRASQUAD DATE

- One intrasquad date with coaches present (able to instruct) to be held on one date between October 1st and November 12th
- With the approval of the athletic administration, fall athletes are permitted to be a part of this Shot Clock intrasquad date
- Instruction by coaches prior to the shot clock intrasquad is not permitted
- General Guidelines
 - Coaches and athletic administrators will determine the format of the shot clock training
 - The 35 second shot clock is required to be used
 - Shot clock operators from the school are required to be there for their school's "Shot Clock Operator's Training"
 - A game clock is permitted to be used

QUESTIONS

QUESTIONS?



IGHSAU

Gary Ross: gross@ighsau.org

Chuck Brittain: chuck@ighsau.org



IHSAA

Todd Tharp: ttharp@ihsaa.org



GOOD LUCK

